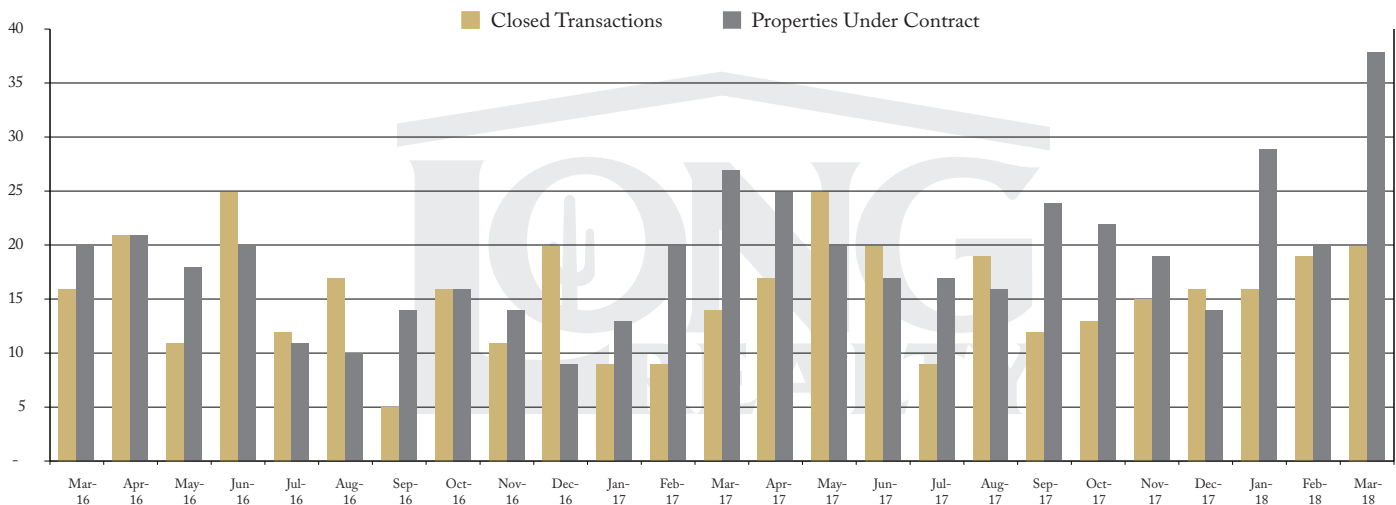




In the Tucson Luxury market, March 2018 active inventory was 310, a 2% decrease from March 2017. There were 20 closings in March 2018, a 43% increase from March 2017. Year-to-date 2018 there were 55 closings, a 72% increase from year-to-date 2017. Months of Inventory was 15.5, down from 22.6 in March 2017. Median price of sold homes was \$925,000 for the month of March 2018, down 14% from March 2017. The Tucson Luxury area had 38 new properties under contract in March 2018, up 41% from March 2017.

CLOSED SALES AND NEW PROPERTIES UNDER CONTRACT – TUCSON LUXURY



ACTIVE LISTINGS AND MONTHS OF INVENTORY – TUCSON LUXURY



Properties under contract and Home Sales data is based on information obtained from the MLSSAZ for all residential properties priced \$800,000 and above. All data obtained 04/04/2018 is believed to be reliable, but not guaranteed.



MEDIAN SOLD PRICE AND MEDIAN LISTED PRICE – TUCSON LUXURY



PRICE BANDED MARKET REPORT – TUCSON LUXURY RESIDENTIAL HOMES

	Active Listings	Last 6 Months Closed Sales						Current Months of Inventory	Last 3 Month Trend Months of Inventory	Market Conditions
		Oct-17	Nov-17	Dec-17	Jan-18	Feb-18	Mar-18			
\$800,000 - 899,999	74	4	4	10	2	8	9	8.2	11.6	Buyer
\$900,000 - 999,999	69	6	1	1	6	4	4	17.3	13.5	Buyer
\$1,000,000 - \$1,249,999	61	2	6	1	3	2	3	20.3	24.6	Buyer
\$1,250,000 - \$1,499,999	41	1	3	2	3	3	3	13.7	13.9	Buyer
\$1,500,000 - \$1,749,999	17	1	2	2	0	0	0	n/a	n/a	n/a
\$1,750,000 - \$1,999,999	20	0	0	0	1	1	0	n/a	35.0	Buyer
\$2,000,000 - and over	28	0	0	0	1	1	1	28.0	30.3	Buyer
TOTAL	310	14	16	16	16	19	20	15.5	17.2	Buyer

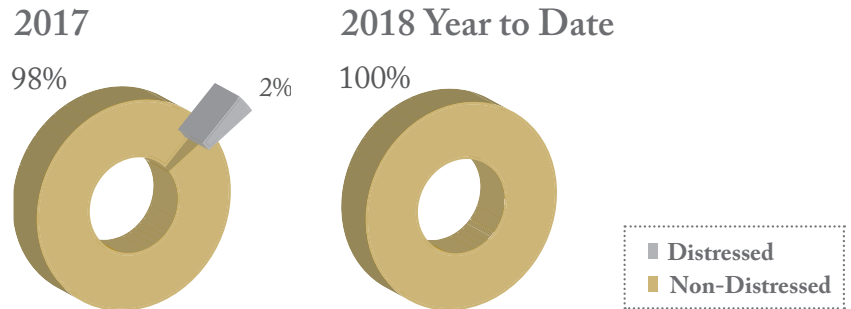


Statistics based on information obtained from MLSSAZ and using Brokermetrics software on 04/04/2018 for all residential properties priced \$800,000 and above. 3 month trend in months of inventory is the average of closed sales and active listing data from 01/01/2018 - 03/31/2018. Information is believed to be reliable, but not guaranteed.




DISTRESSED VS. NON-DISTRESSED SALES – TUCSON LUXURY

The percentage of property sales that are distressed, meaning bank owned or short sales, for the current year as compared to the same time period last year. A lower percentage of distressed sales can lead to improving market conditions.



MARKET SHARE – TUCSON LUXURY

Long Realty leads the market in successful real estate sales.



Data Obtained 04/04/2018 from MLSSAZ using BrokerMetrics software for all closed residential units between 04/01/2017 – 03/31/2018 rounded to the nearest tenth of one percent and deemed to be correct.

The Tucson Luxury Housing Report is comprised of data for residential luxury properties priced \$800,000 and above in MLSSAZ for the Tucson Metro Area. Real Estate remains very localized and market conditions can vary greatly by not only geographic area but also by price range. Please feel free to contact me for a more in-depth analysis.