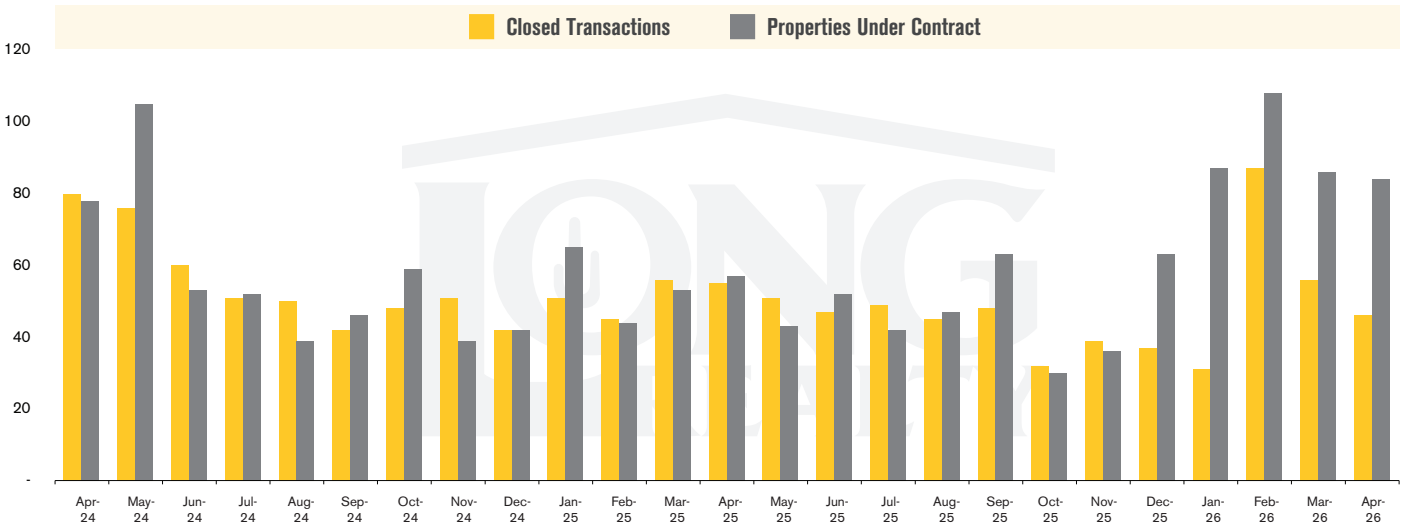
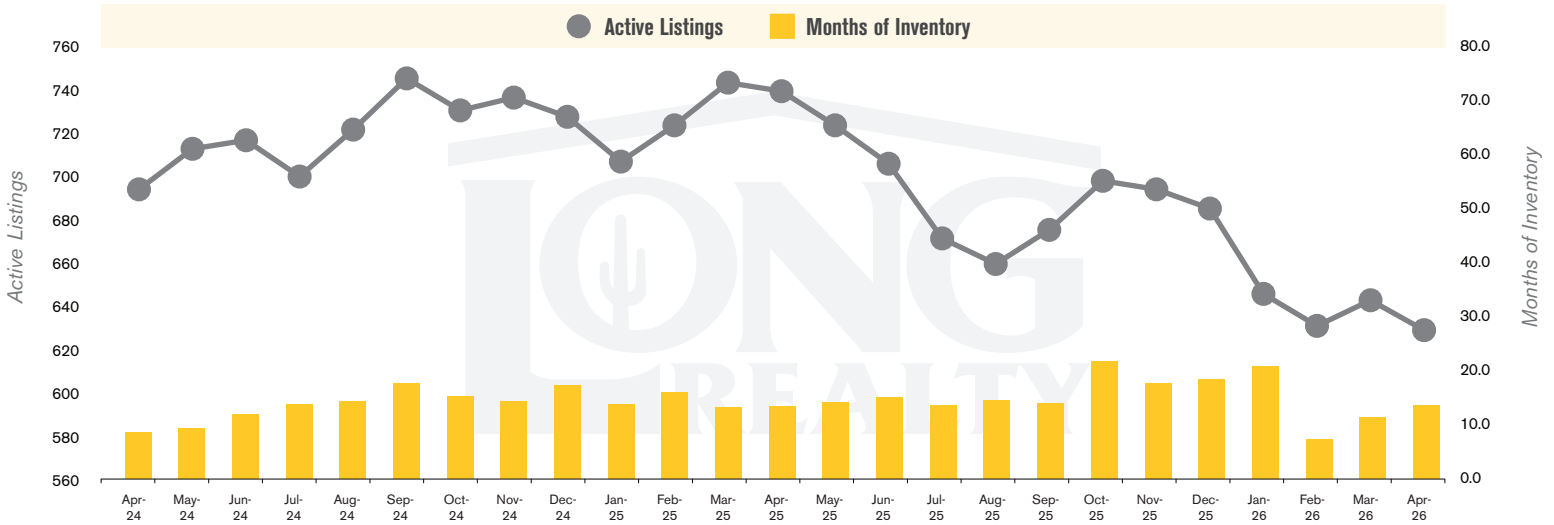


In the Tucson Lot and Land market, April 2026 active inventory was 630, a 15% decrease from April 2025. There were 46 closings in April 2026, a 16% decrease from April 2025. Year-to-date 2026 there were 220 closings, a 6% increase from year-to-date 2025. Months of Inventory was 13.7, up from 13.5 in April 2025. Median price of sold lots was \$139,717 for the month of April 2026, up 21% from April 2025. The Tucson Lot and Land area had 84 new properties under contract in April 2026, up 47% from April 2025.

CLOSED SALES AND NEW PROPERTIES UNDER CONTRACT TUCSON LAND



ACTIVE LISTINGS AND MONTHS OF INVENTORY TUCSON LAND



Anne Crooks
 (520) 235-6380 | AnneCrooks@LongRealty.com

Long Realty Company

Properties under contract and Home Sales data is based on information obtained from the MLSSAZ using TrendGraphix software. All data obtained 05/05/2026 is believed to be reliable, but not guaranteed.


TUCSON | MAY 2026

MEDIAN SOLD PRICE

TUCSON LAND

On average, homes sold this % of original list price.

| | |
|--------------|--------------|
| Apr 2025 | Apr 2026 |
| 80.4% | 91.2% |

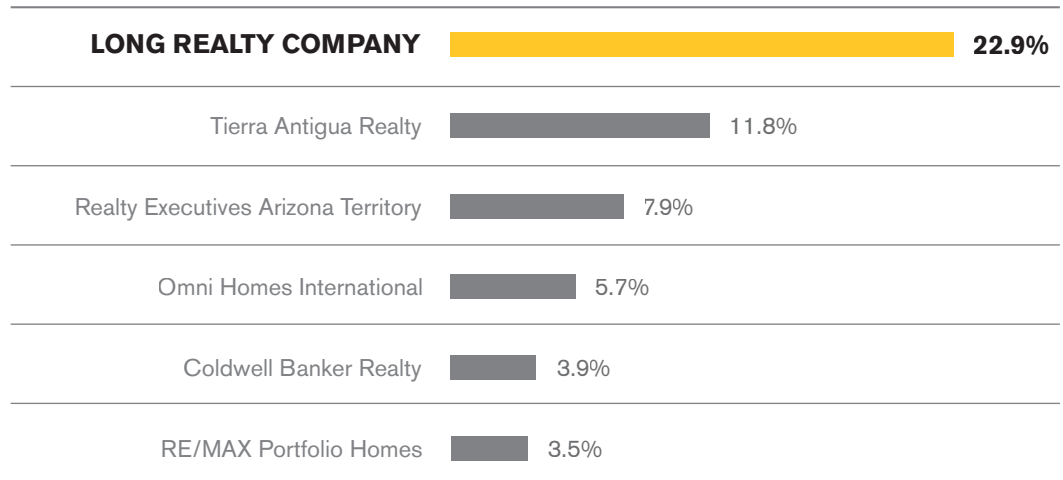


MARKET SHARE

TUCSON LAND

Long Realty leads the market in successful real estate sales.

Data Obtained 05/05/2026 from MLSSAZ using TrendGraphix software for all closed residential sales volume between 05/01/2025 – 04/30/2026 rounded to the nearest tenth of one percent and deemed to be correct.



Anne Crooks
(520) 235-6380 | AnneCrooks@LongRealty.com

Long Realty Company

These statistics are based on information obtained from MLSSAZ and using TrendGraphix software on 05/05/2026. Information is believed to be reliable, but not guaranteed.

MARKET CONDITIONS BY PRICE BAND TUCSON LAND

| | Active Listings | Last 6 Months Closed Sales | | | | | | Current Months of Inventory | Last 3 Month Trend Months of Inventory | Market Conditions |
|------------------------|-----------------|----------------------------|-----------|-----------|-----------|-----------|-----------|-----------------------------|--|-------------------|
| | | Nov-25 | Dec-25 | Jan-26 | Feb-26 | Mar-26 | Apr-26 | | | |
| \$1 - 49,999 | 70 | 6 | 11 | 3 | 10 | 9 | 6 | 11.7 | 8.2 | Slightly Buyer |
| \$50,000 - 74,999 | 45 | 7 | 7 | 3 | 11 | 10 | 8 | 5.6 | 4.7 | Slightly Seller |
| \$75,000 - 99,999 | 72 | 6 | 5 | 5 | 13 | 6 | 7 | 10.3 | 9.0 | Buyer |
| \$100,000 - 124,999 | 38 | 7 | 5 | 3 | 9 | 7 | 5 | 7.6 | 5.3 | Balanced |
| \$125,000 - 149,999 | 49 | 4 | 3 | 2 | 20 | 4 | 5 | 9.8 | 5.2 | Balanced |
| \$150,000 - 174,999 | 50 | 3 | 2 | 2 | 4 | 5 | 3 | 16.7 | 10.9 | Buyer |
| \$175,000 - 199,999 | 39 | 1 | 1 | 2 | 2 | 2 | 0 | n/a | 33.8 | Buyer |
| \$200,000 - 224,999 | 23 | 1 | 1 | 2 | 5 | 4 | 3 | 7.7 | 6.0 | Balanced |
| \$225,000 - 249,999 | 31 | 0 | 1 | 1 | 2 | 4 | 1 | 31.0 | 12.9 | Buyer |
| \$250,000 - 274,999 | 15 | 1 | 1 | 3 | 1 | 0 | 3 | 5.0 | 13.3 | Buyer |
| \$275,000 - 299,999 | 25 | 0 | 0 | 0 | 1 | 2 | 0 | n/a | 23.7 | Buyer |
| \$300,000 - 349,999 | 24 | 0 | 0 | 0 | 3 | 1 | 1 | 24.0 | 13.8 | Buyer |
| \$350,000 - 399,999 | 39 | 1 | 0 | 1 | 2 | 1 | 1 | 39.0 | 28.8 | Buyer |
| \$400,000 - 499,999 | 26 | 2 | 0 | 2 | 1 | 0 | 2 | 13.0 | 27.0 | Buyer |
| \$500,000 - 599,999 | 20 | 0 | 0 | 0 | 2 | 0 | 0 | n/a | 29.5 | Buyer |
| \$600,000 - 699,999 | 8 | 0 | 0 | 0 | 0 | 0 | 1 | 8.0 | 27.0 | Buyer |
| \$700,000 - 799,999 | 9 | 0 | 0 | 0 | 0 | 0 | 0 | n/a | n/a | n/a |
| \$800,000 - 899,999 | 10 | 0 | 0 | 0 | 0 | 0 | 0 | n/a | n/a | n/a |
| \$900,000 - 999,999 | 8 | 0 | 0 | 0 | 0 | 0 | 0 | n/a | n/a | n/a |
| \$1,000,000 - and over | 29 | 0 | 0 | 2 | 1 | 1 | 0 | n/a | 42.5 | Buyer |
| TOTAL | 630 | 39 | 37 | 31 | 87 | 56 | 46 | 13.7 | 10.1 | Buyer |



Anne Crooks
 (520) 235-6380 | AnneCrooks@LongRealty.com

Long Realty Company

Statistics based on information obtained from MLSSAZ and using TrendGraphix software on 05/05/2026. 3 month trend in months of inventory is the average of closed sales and active listing data from 02/01/2026-04/30/2026. Information is believed to be reliable, but not guaranteed.