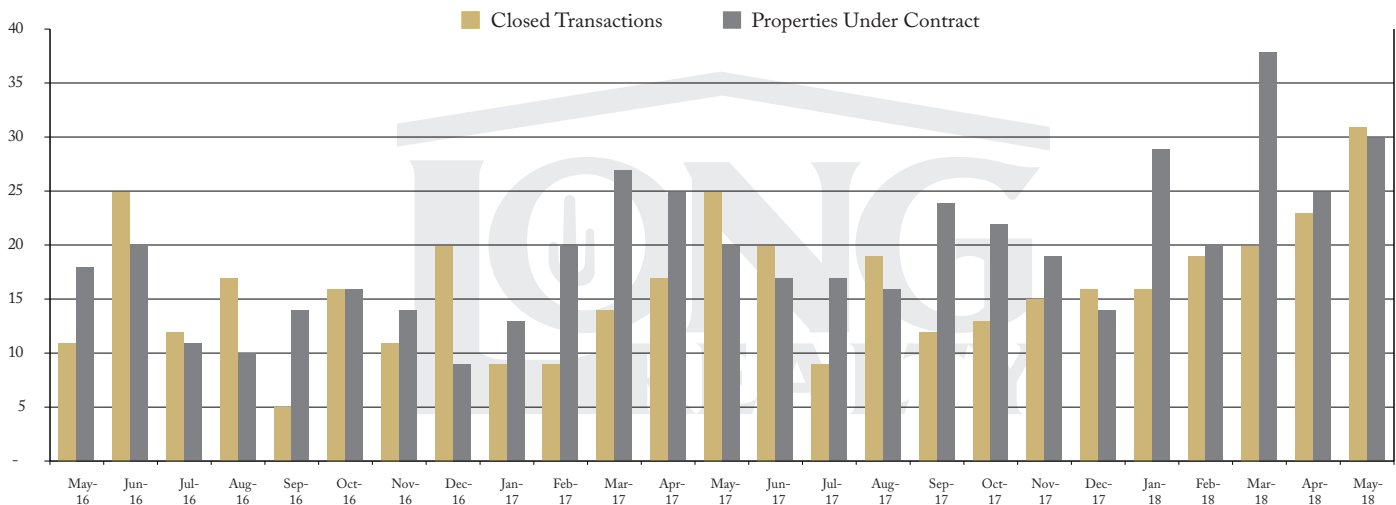




In the Tucson Luxury market, May 2018 active inventory was 307, a 6% increase from May 2017. There were 31 closings in May 2018, a 24% increase from May 2017. Year-to-date 2018 there were 112 closings, a 51% increase from year-to-date 2017. Months of Inventory was 9.9, down from 11.6 in May 2017. Median price of sold homes was \$1,020,000 for the month of May 2018, down 7% from May 2017. The Tucson Luxury area had 30 new properties under contract in May 2018, up 50% from May 2017.

## CLOSED SALES AND NEW PROPERTIES UNDER CONTRACT – TUCSON LUXURY



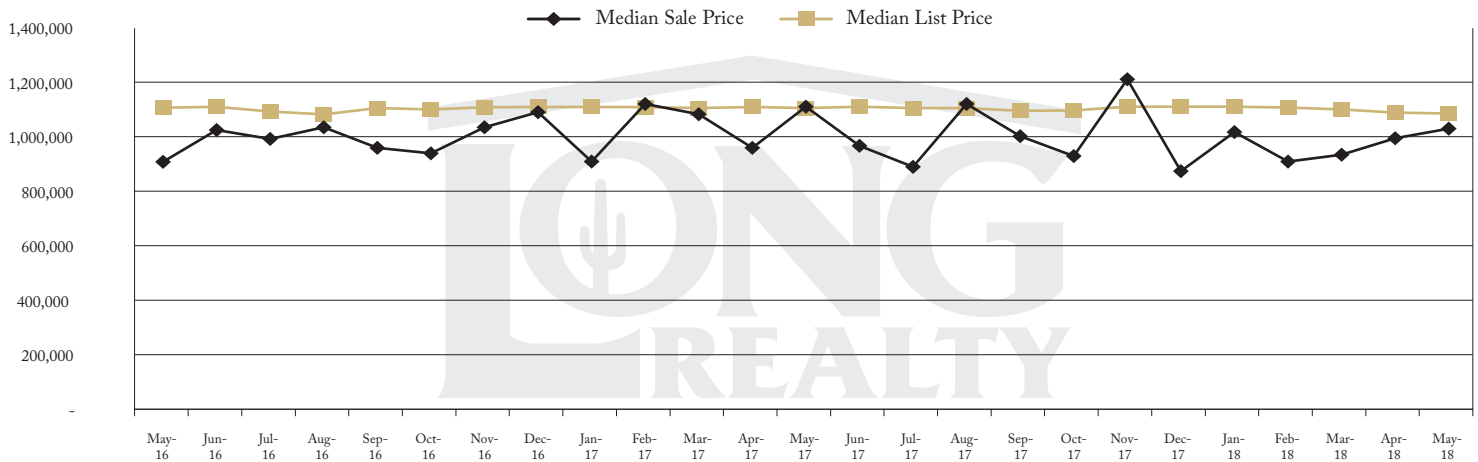
## ACTIVE LISTINGS AND MONTHS OF INVENTORY – TUCSON LUXURY



Properties under contract and Home Sales data is based on information obtained from the MLSSAZ for all residential properties priced \$800,000 and above. All data obtained 06/05/2018 is believed to be reliable, but not guaranteed.



## MEDIAN SOLD PRICE AND MEDIAN LISTED PRICE – TUCSON LUXURY



## PRICE BANDED MARKET REPORT – TUCSON LUXURY RESIDENTIAL HOMES

	Active Listings	Last 6 Months Closed Sales						Current Months of Inventory	Last 3 Month Trend Months of Inventory	Market Conditions
		Dec-17	Jan-18	Feb-18	Mar-18	Apr-18	May-18			
\$800,000 - 899,999	74	10	2	8	9	7	9	8.2	8.8	Buyer
\$900,000 - 999,999	70	1	6	4	4	8	4	17.5	13.4	Buyer
\$1,000,000 - \$1,249,999	57	1	4	2	4	2	9	6.3	12.1	Buyer
\$1,250,000 - \$1,499,999	40	2	2	3	3	3	5	8.0	11.3	Buyer
\$1,500,000 - \$1,749,999	19	2	0	1	0	3	1	19.0	13.5	Buyer
\$1,750,000 - \$1,999,999	19	0	1	1	0	1	1	19.0	29.0	Buyer
\$2,000,000 - and over	28	0	1	1	1	0	2	14.0	28.3	Buyer
<b>TOTAL</b>	<b>307</b>	<b>16</b>	<b>16</b>	<b>20</b>	<b>21</b>	<b>24</b>	<b>31</b>	<b>9.9</b>	<b>12.3</b>	<b>Buyer</b>



Statistics based on information obtained from MLSSAZ and using Brokermetrics software on 06/05/2018 for all residential properties priced \$800,000 and above. 3 month trend in months of inventory is the average of closed sales and active listing data from 03/01/2018 - 05/31/2018. Information is believed to be reliable, but not guaranteed.



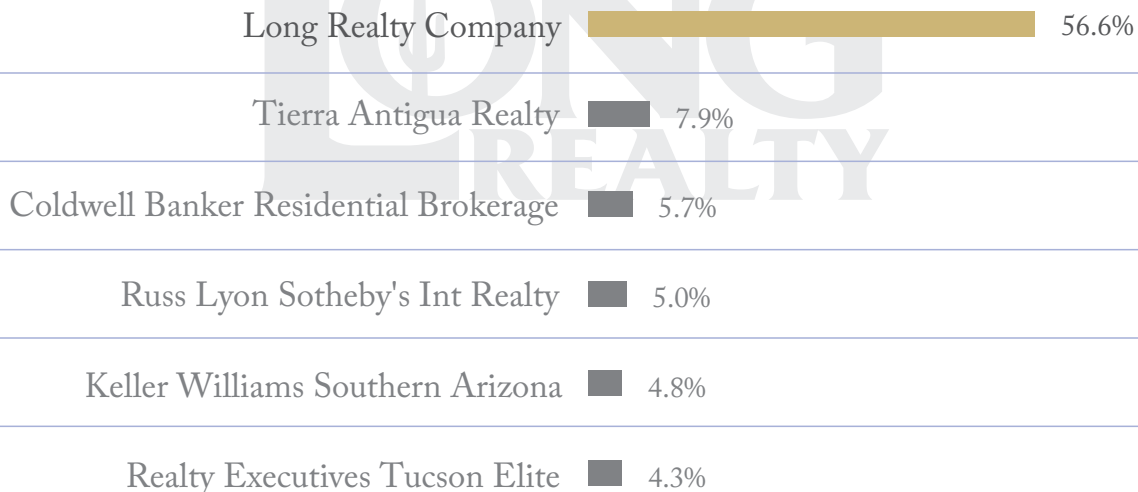
## DISTRESSED VS. NON-DISTRESSED SALES – TUCSON LUXURY

The percentage of property sales that are distressed, meaning bank owned or short sales, for the current year as compared to the same time period last year. A lower percentage of distressed sales can lead to improving market conditions.



## MARKET SHARE – TUCSON LUXURY

Long Realty leads the market in successful real estate sales.



Data Obtained 06/05/2018 from MLSSAZ using BrokerMetrics software for all closed residential units priced \$800,000 and above between 06/01/2017 – 05/31/2018 rounded to the nearest tenth of one percent and deemed to be correct.

The Tucson Luxury Housing Report is comprised of data for residential luxury properties priced \$800,000 and above in MLSSAZ for the Tucson Metro Area. Real Estate remains very localized and market conditions can vary greatly by not only geographic area but also by price range. Please feel free to contact me for a more in-depth analysis.