



REALTY
MORTGAGE
TITLE &
INSURANCE

A BERKSHIRE HATHAWAY AFFILIATE

STATE^{OF} THE MARKET

REPORT 2019
Tucson and
Southern Arizona



Patty and Rick Howard

(520) 403-8471

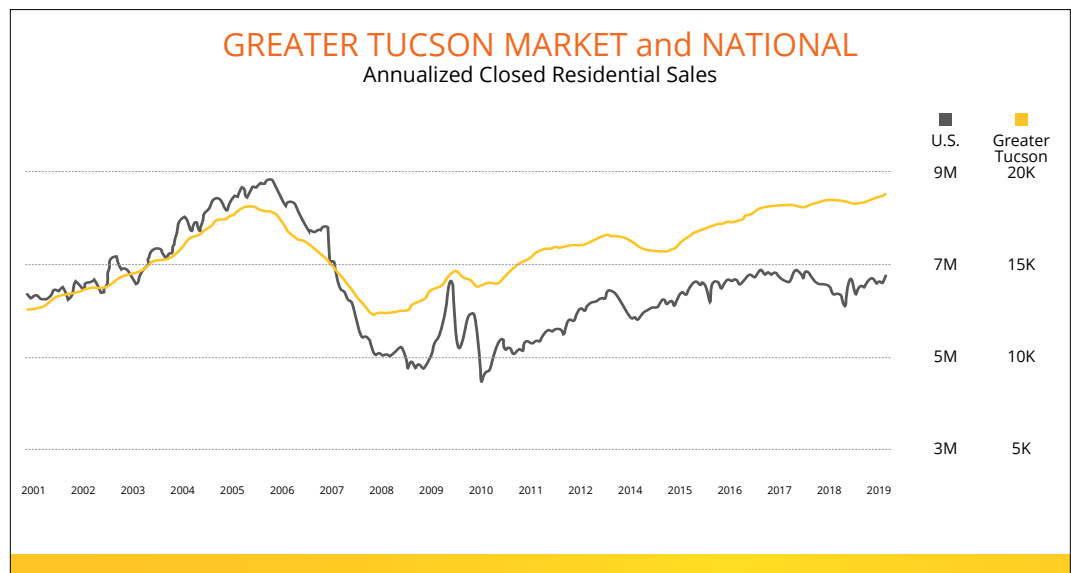
PattyandRick@LongRealty.com

**GREATER TUCSON
MAIN MARKET****Closed Sales**18,833 ↑ 3%
2019 v 2018**Active Listings**2,714 ↓ 22%
Dec 2019 v Dec 2018**Median Price**\$224,900 ↑ 9%
2019 v 2018**GREEN VALLEY****Closed Sales**2,151 ↓ 2%
2019 v 2018**Active Listings**266 ↓ 33%
Dec 2019 v Dec 2018**Median Price**\$202,500 ↑ 9%
2019 v 2018**SIERRA VISTA****Closed Sales**1,759 ↑ 2%
2019 v 2018**Active Listings**376 ↓ 10%
Dec 2019 v Dec 2018**Median Price**\$181,475 ↑ 14%
2019 v 2018

As we look back on the long-term trends in our local real estate market, it is helpful to compare them to the trends experienced on a broader national level. From the market peaks in 2005-2006 to the lows in 2011, and the recovery in the last decade, on the whole, Tucson and Southern Arizona follow the national trends on sales, pricing, and inventory.

HOME SALES TRENDS

In this chart, we look at the annualized rate of home sales nationally, as compared with the annualized rate of home sales in the Tucson market. In general, Tucson follows the same peaks and valleys as the national trend, with one difference. In Tucson, our annualized home sales rate has recovered to the peak levels seen in 2005-2006 and has slightly exceeded the peak. On the national front, the home sales rates have not yet recovered to peak levels. This speaks to the strength of the Tucson housing market, outpacing the trends on a national level. Low mortgage interest rates, the large demographic force of retiring and relocating Boomers, and home purchasing Millennials will positively impact home sales going forward.

**Patty and Rick Howard**(520) 403-8471 | PattyandRick@LongRealty.com**Long Realty Company**

Local data obtained 01/17/2020 from MLSSAZ and SAMLs using Brokermetrics software. National data sourced from the National Association of REALTORS® Research Division. All data obtained is believed to be reliable but not guaranteed.

HOME PRICES

The median price of home sales dipped from its peak during the real estate crash, and now we can finally say, has fully recovered. This holds true for both the national and local market trends. Nationally, the median home sales price is 20% over the peak in 2006. Since the Tucson market median sales price dipped harder (48.4%) than nationally (32.6%), it makes sense that the Tucson median sales price has recovered at a lower level (4.4%) than national.

For many homeowners, this recovery in home sales prices means that they are now once again in positive equity positions on their home. It may be surprising to some to learn that their home is worth more today than they may have thought. A professional estimate from a Long Realty agent can shed further insight into your home's current value. Of course, the value of a specific home is determined by many factors, including local market conditions and home condition.



Patty and Rick Howard
(520) 403-8471 | PattyandRick@LongRealty.com

Long Realty Company

Local data obtained 01/17/2020 from MLSSAZ using Brokermetrics software. National data sourced from the National Association of REALTORS® Research Division. All data obtained is believed to be reliable but not guaranteed.

INVENTORY OF HOMES FOR SALE

The overall inventory of homes for sale continues to trend downward – nationally and locally. This shortage of listings has made it more difficult for buyers to find a home to purchase, especially at lower price points. For sellers, it creates an environment where homes, if priced right and in good condition, can sell quickly. This undersupply relative to demand has put upward pressure on home prices.

Interest from investors and consumers, attractive mortgage rates, lack of new construction homes, and homeowners staying in their current home longer means we expect the tight listing inventory environment to continue for 2020. If you're a buyer, you'll need to prepare in advance and move quickly when you find the right property to purchase. To improve your chances, get pre-approved with a lender, be ready to take quick action when you do find the home you want, and submit a compelling and competitive offer. Most importantly, a knowledgeable agent can help you find a home, including "coming soon" listings, and guide you through negotiations – possibly, a multiple offer scenario. For sellers, a seller's market can mean the opportunity to put your home on the market and sell it relatively quickly. Many homeowners don't realize how much their home has appreciated over the last decade of the housing recovery, now presenting them with an opportunity to sell and move on. One word of caution: overpricing your home never helps it sell, even in a seller's market.



Patty and Rick Howard
(520) 403-8471 | PattyandRick@LongRealty.com

Long Realty Company

Local data obtained 01/17/2020 from MLSSAZ using Brokermetrics software. National data sourced from the National Association of REALTORS® Research Division. All data obtained is believed to be reliable but not guaranteed.

GREATER TUCSON LUXURY MARKET

Closed Sales	Active Listings	Median Price	Under Contract
282	242	\$937,250	25
↑15% 2019 v 2018	↓10% Dec 2019 v Dec 2018	↓4% 2019 v 2018	↑47% Dec 2019 v Dec 2018

THE LUXURY MARKET

Here we look at the long-term trend for Tucson area luxury homes sales (homes priced \$800,000 and above). This chart, detailing the annualized luxury homes sales rate for the Tucson area, shows how luxury sales took a considerable downward turn during the housing crash. What is notable is that while the rest of the market was starting to recover, the luxury segment remained depressed for years, and only recently (beginning in 2018) has shown signs of growth. In the last two years, stock market gains have helped fuel affluent consumer purchases, and owners of luxury properties have adjusted to pricing listings at a more marketable level. Buyers and sellers in this price range have had the financial wherewithal to wait out the market for price adjustments and are not motivated, typically, by a need to sell or buy due to financial pressures.

GREATER TUCSON LUXURY HOME SALES

Annualized Closed Residential Sales over \$800,000




LONG REALTY DOMINATES LUXURY MARKET FOR 2019

Long Realty is the luxury authority in Tucson with a 48.8% market share of luxury home sales, five times more than the closest competitor. This deep market coverage provides us unique insights into local luxury purchasing trends:

- 77% of local luxury buyers purchased as a primary residence, 23% purchased as a secondary residence
- Most important features to local luxury buyers: 1) property location 2) view 3) gated community

8 OUT OF 10 OF THE HIGHEST-PRICED HOMES IN TUCSON WERE SOLD BY LONG REALTY.



Patty and Rick Howard
(520) 403-8471 | PattyandRick@LongRealty.com

Long Realty Company

Data obtained 01/17/2020 from MLSSAZ for all residential properties priced \$800,000 and above using Brokermetrics software. All data obtained is believed to be reliable but not guaranteed.

LOW RATES, LOWER PAYMENTS

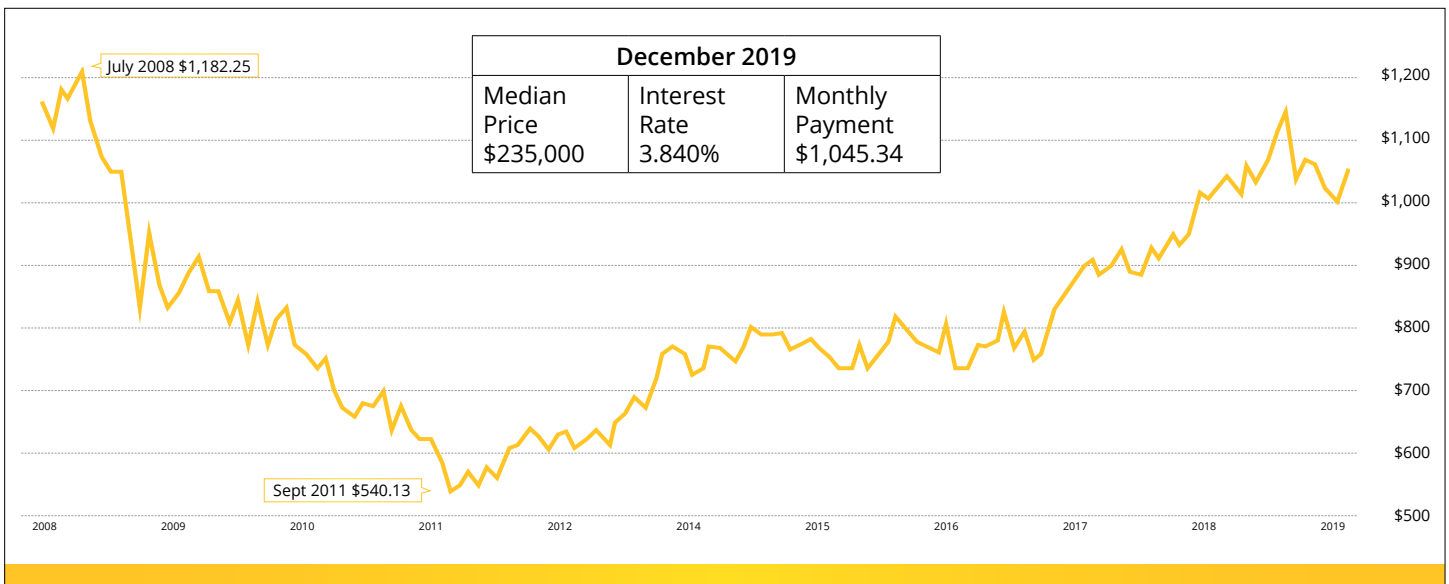
The continued drop in mortgage interest rates has created a situation in which buyers are able to lock in lower financing costs and increase their purchasing power. The decline in mortgage interest rates offsets some of the ongoing climb in home purchase prices. Monthly payments on a median-priced home in Tucson have trended lower in the last year as a result of lower interest rates. This current trend is a great reason to buy now – as both mortgage interest rates and home prices can rise over time, so can monthly payments. An additional benefit of buying now is that thanks to a tight seller's market, median home prices should continue to rise in the short-term, creating positive equity for buyers. According to a recent Fannie Mae forecast, low mortgage rates are expected to continue in 2020, forecasted to drop to 3.7% in 2020 from 3.9% in 2019. Additionally, if you are paying a higher rate and have not considered refinancing your current mortgage, now is a great time to take advantage of low rates. For further information on financing programs and services, an excellent resource is LongMortgage.com.

30-Year Fixed-Rate Mortgage



GREATER TUCSON MARKET

Monthly Payment on a Median Priced Home



December 2019

Green Valley			Sierra Vista		
Median Price	Interest Rate	Monthly Payment	Median Price	Interest Rate	Monthly Payment
\$219,000	3.840%	\$974.17	\$185,000	3.840%	\$822.93



Patty and Rick Howard

(520) 403-8471 | PattyandRick@LongRealty.com

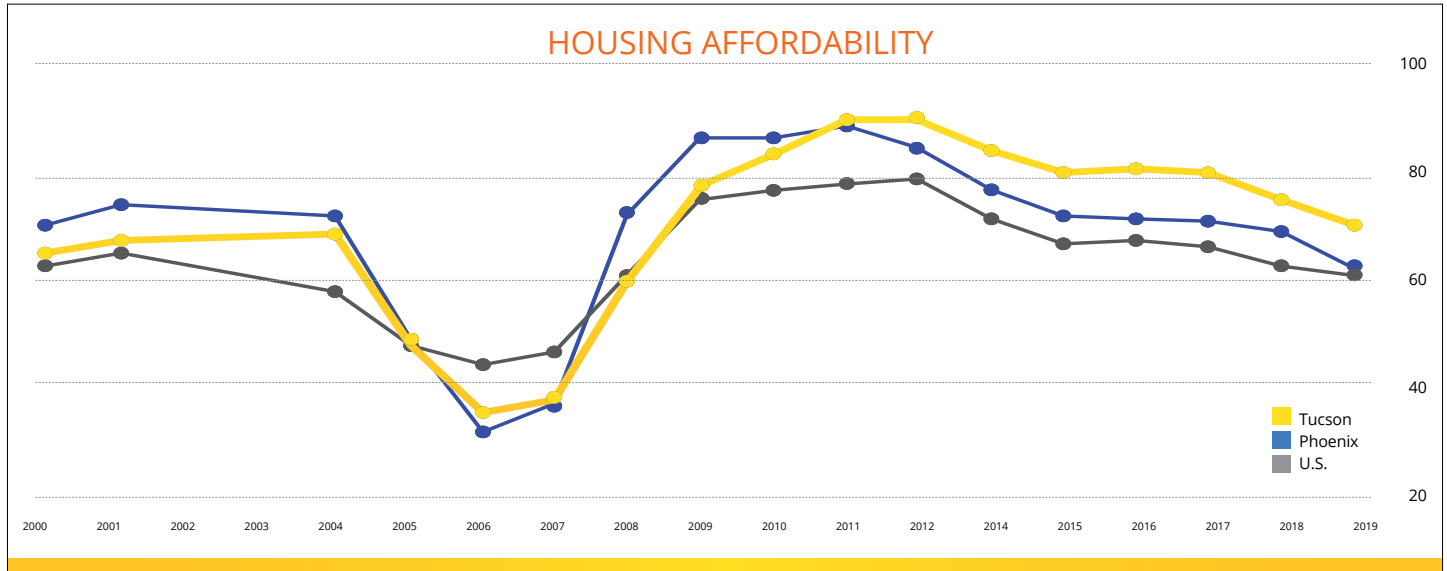
Long Realty Company

Monthly payments are based on a 5% down payment on a median priced home. Residential median sales price data obtained 01/17/2020 from MLSSAZ and SMLS using Brokermetrics software. All data obtained is believed to be reliable, but not guaranteed. Mortgage Rate data sourced from FreddieMac.com.

2020 VISION: TUCSON OUTPACING THE NATION

The housing trends in this report exemplify strong support for a healthy real estate market and continued growth in 2020.

Locally, Tucson is outpacing the nation in terms of employment and housing affordability. A strong local job market and the affordability of Tucson compared to other markets will help to attract people to our area. These factors also add to consumer confidence, driving an increase in home purchases.



As your Long Realty resource, our connections and programs can do more to sell your home or help you buy that perfect place. To keep up on the latest local housing market trends, contact me to receive a copy of my monthly housing report.



Patty and Rick Howard
(520) 403-8471 | PattyandRick@LongRealty.com

Long Realty Company

Housing Affordability data sourced from the National Association of Home Builders. Tucson Metropolitan Statistical Area (MSA) data sourced from the University of Arizona Eller College of Management.