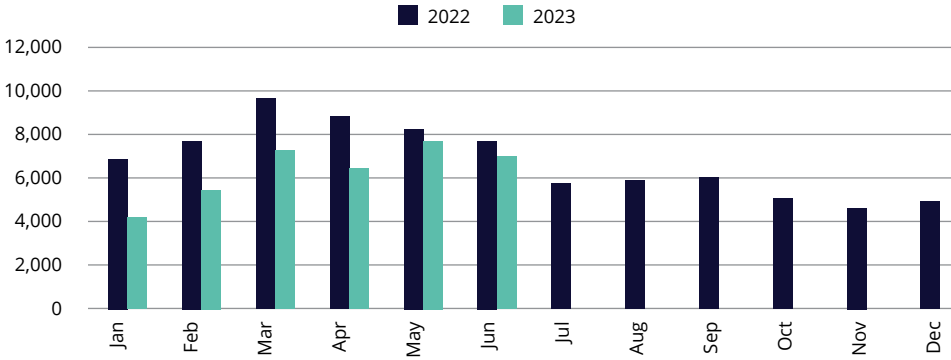




2023 Mid-Year Housing Trends Phoenix and Central Arizona

An increase in mortgage rates over the past year has moderated both the number of buyers purchasing homes and homeowners listing their property for sale. This reduction in available listing inventory (from the end of 2022) has helped home prices rebound from highs in mid 2022 in our local markets

Closed Sales — Phoenix Residential



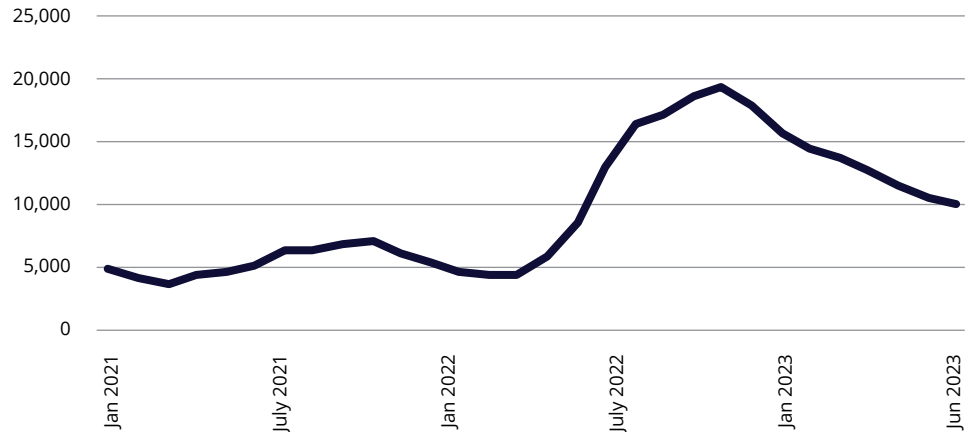
YTD % Change vs 2022

Phoenix Area	↓	-23%
Florence/Coolidge	↓	-30%
Casa Grande	↓	-31%
Chandler	↓	-25%
Gilbert	↓	-24%
Mesa	↓	-21%
Tempe	↓	-35%
Surprise	↓	-13%
Sun City	↓	-23%
Sun City West	↓	-15%
Scottsdale	↓	-22%
Glendale	↓	-24%

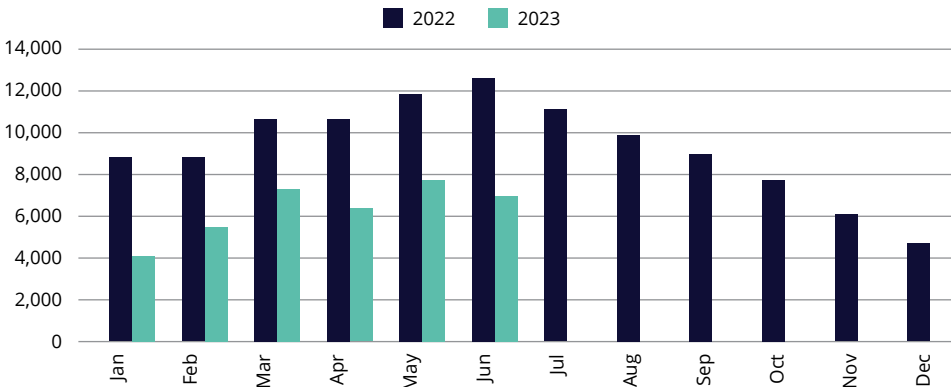
Jun 2023 % Change vs Jun 2022

Phoenix Area	↓	-23%
Florence/Coolidge	↑	+28%
Casa Grande	↑	+45%
Chandler	↓	-68%
Gilbert	↓	-47%
Mesa	↓	-24%
Tempe	↓	-40%
Surprise	↑	+8%
Sun City	↔	no change
Sun City West	↓	-10%
Scottsdale	↓	-9%
Glendale	↓	-45%

Active Residential Inventory — Phoenix



New Listings — Phoenix Residential



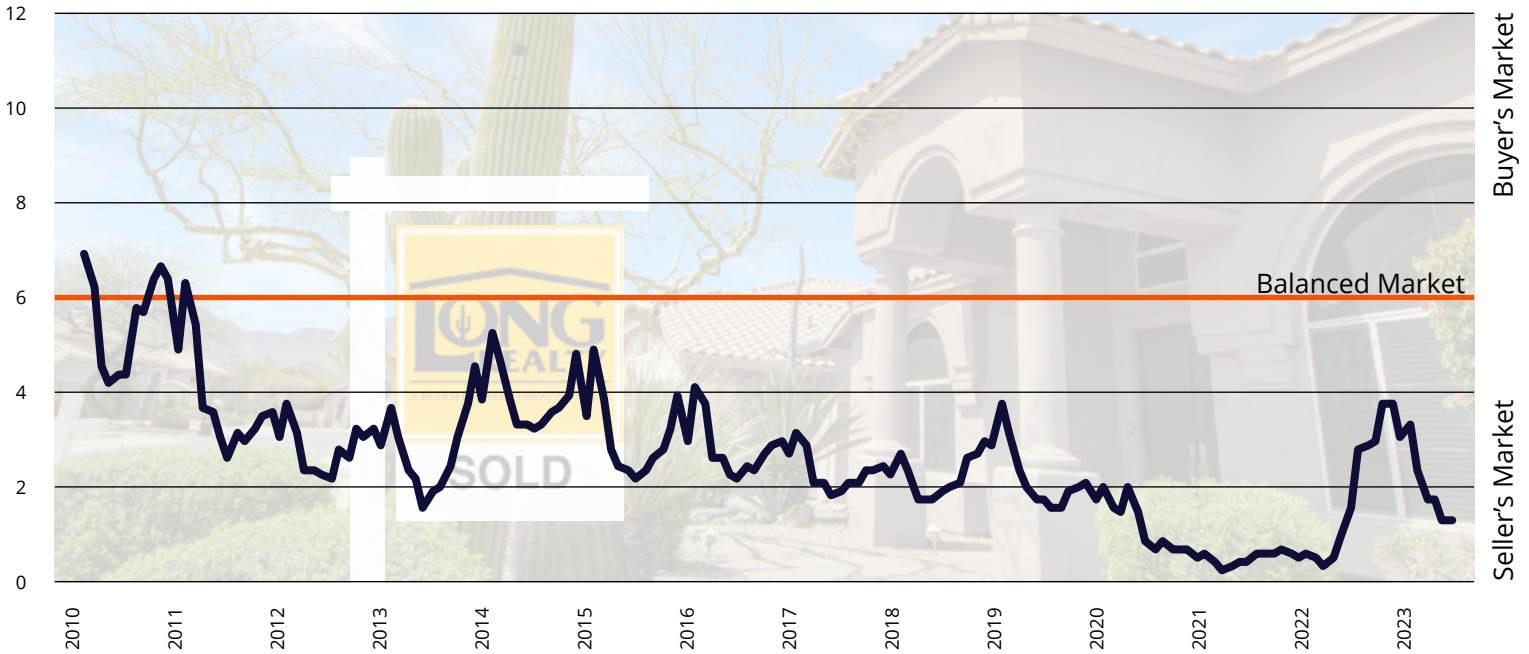
YTD % Change vs 2022

Phoenix Area	↓	-39%
Florence/Coolidge	↓	-32%
Casa Grande	↓	-21%
Chandler	↓	-42%
Gilbert	↓	-39%
Mesa	↓	-30%
Tempe	↓	-41%
Surprise	↓	-16%
Sun City	↓	-26%
Sun City West	↓	-18%
Scottsdale	↓	-25%
Glendale	↓	-35%

Statistics based on information obtained from ARMLS on 07/07/2023 using TrendGraphix software. Information is believed to be reliable, but not guaranteed.



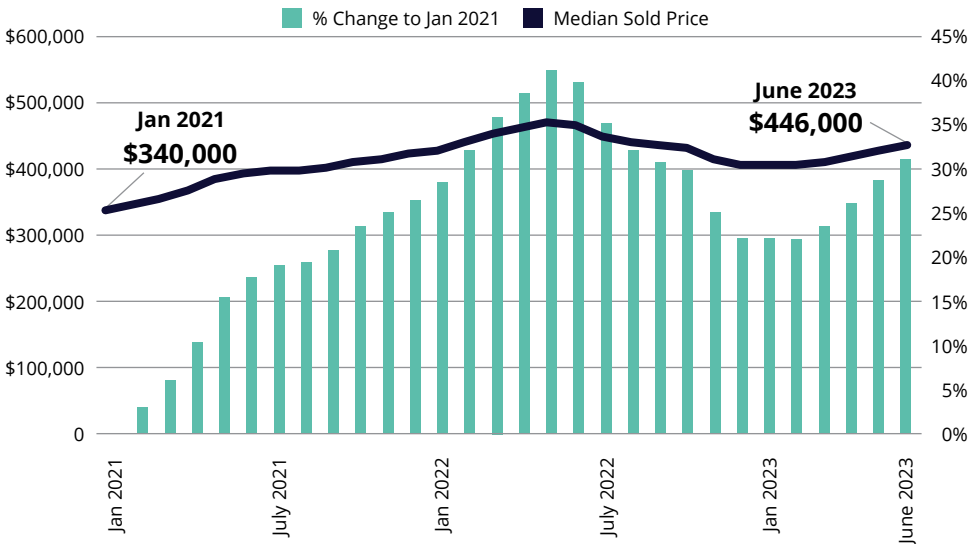
Months of Inventory — Phoenix Metro Residential



Buyer's Market

Seller's Market

Median Home Sold Price Trends — Phoenix Area



Jun 2023 % Change vs Jun 2022

Phoenix Area	↓	-6%
Florence/Coolidge	↓	-13%
Casa Grande	↓	-12%
Chandler	↓	-3%
Gilbert	↓	-5%
Mesa	↓	-5%
Tempe	↑	+8%
Surprise	↓	-5%
Sun City	↓	-16%
Sun City West	↓	-11%
Scottsdale	↓	-7%
Glendale	↓	-7%

Curious about what this means for your real estate goals?

Market conditions can vary for each neighborhood and community, so please reach out for the most current information and guidance for your area.



Wilda Sobansky
(520) 918-7414 | Wilda@WildaSobansky.com

Long Realty Company

Statistics based on information obtained from ARMLS on 07/07/2023 using TrendGraphix software. Information is believed to be reliable, but not guaranteed.

