

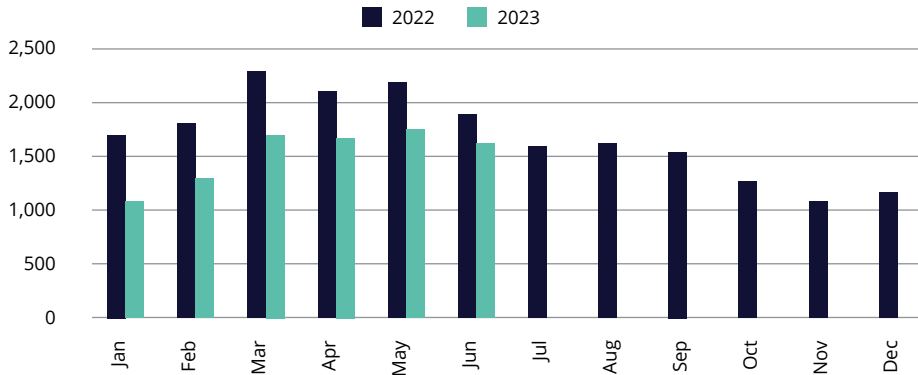


A BERKSHIRE HATHAWAY AFFILIATE

2023 Mid-Year Housing Trends Tucson and Southern Arizona

An increase in mortgage rates over the past year has moderated both the number of buyers purchasing homes and homeowners listing their property for sale. This reduction in available listing inventory (from the end of 2022) has kept home pricing stable in our local markets and in some areas sales prices have recently increased.

Closed Sales — Tucson Residential



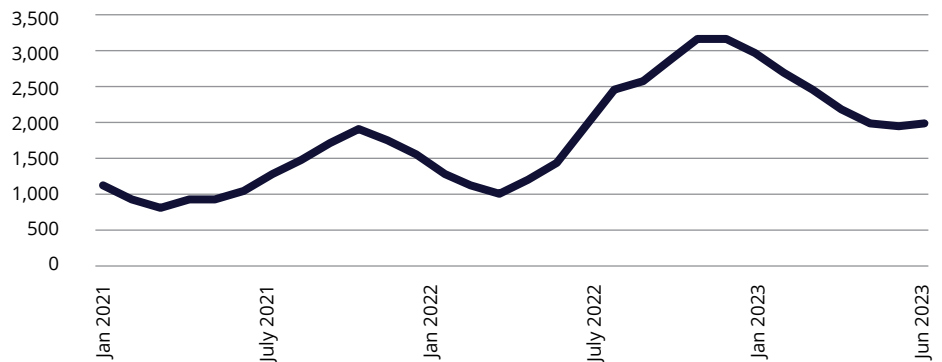
YTD % Change vs 2022

Tucson Area	↓	-24%
Oro Valley	↓	-17%
SaddleBrooke	↓	-19%
Marana	↓	-8%
Vail	↓	-17%
Sahuarita	↓	-24%
Green Valley	↓	-29%
Cochise County	↓	-26%

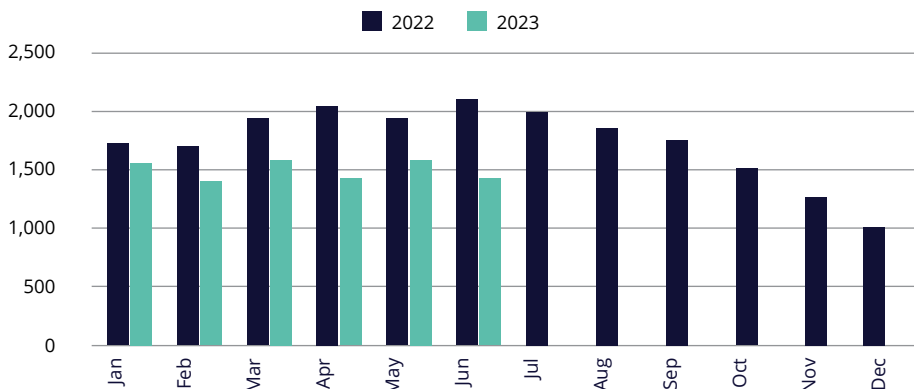
Jun 2023 % Change vs Jun 2022

Tucson Area	↑	+3%
Oro Valley	↑	+17%
SaddleBrooke	↑	+17%
Marana	↑	+9%
Vail	↓	-6%
Sahuarita	↑	+31%
Green Valley	↑	+52%
Cochise County	↑	+8%

Active Residential Inventory — Tucson



New Listings — Tucson Residential

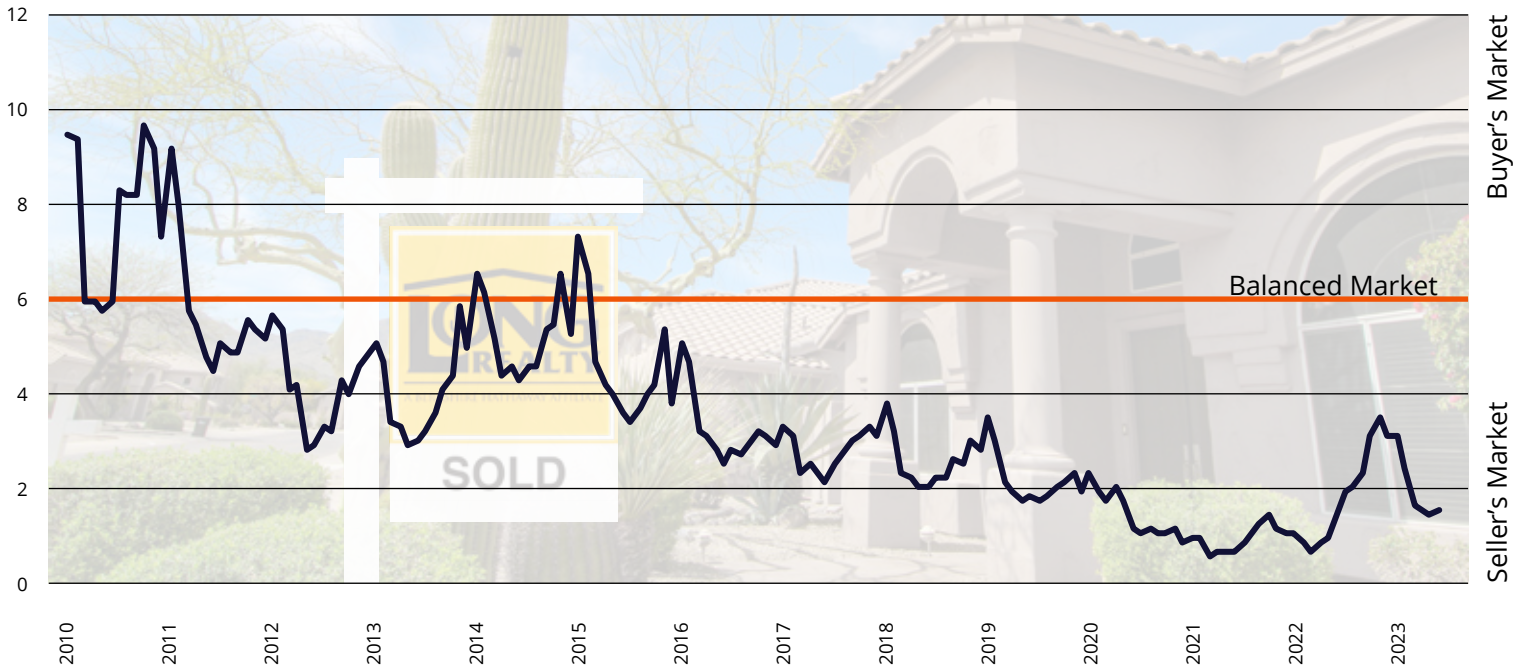


YTD % Change vs 2022

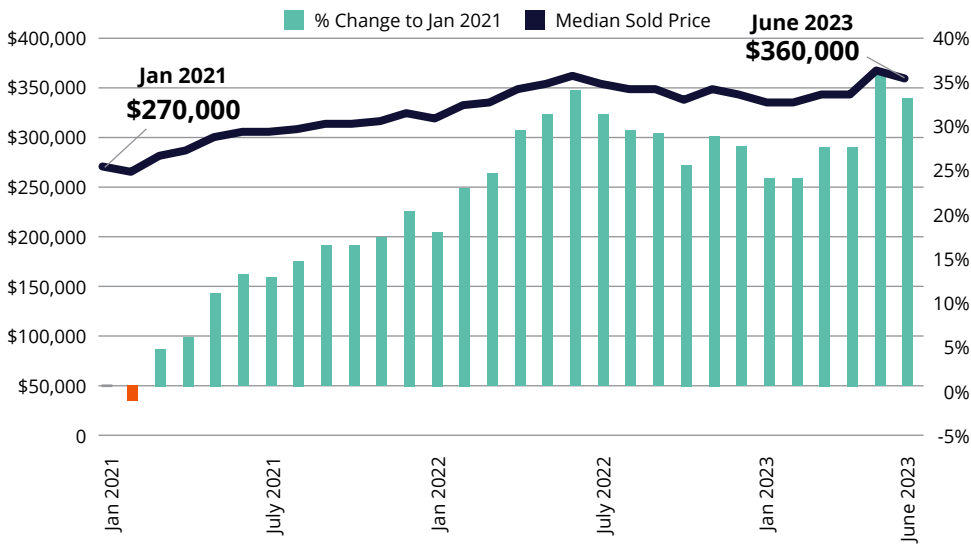
Tucson Area	↓	-22%
Oro Valley	↓	-15%
SaddleBrooke	↓	-18%
Marana	↓	-13%
Vail	↓	-18%
Sahuarita	↓	-19%
Green Valley	↓	-7%
Cochise County	↓	-25%



Months of Inventory — Tucson Metro Residential



Median Home Sold Price Trends — Tucson Area



Jun 2023 % Change vs Jun 2022

Tucson Area	↑	+1%
Oro Valley	↓	-16%
Saddlebrooke	↓	-9%
Marana	↑	+4%
Vail	↑	+6%
Sahuarita	↔	no change
Green Valley	↑	+3%
Cochise County	↑	+4%

Curious about what this means for your real estate goals?

Market conditions can vary for each neighborhood and community, so please reach out for the most current information and guidance for your area.



Wyatt Saul
 (520) 954-5564 | WyattSaul@Longrealty.com

Long Realty Company

